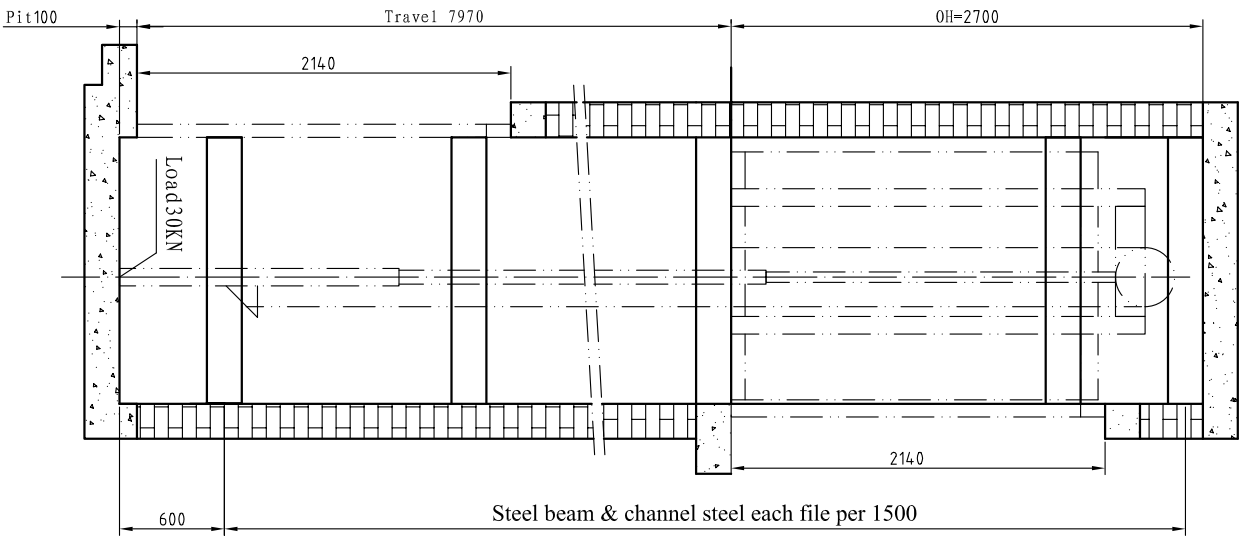


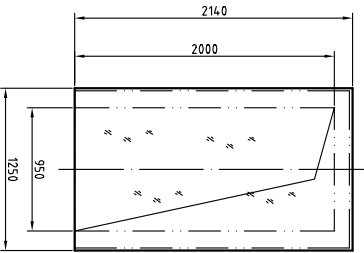
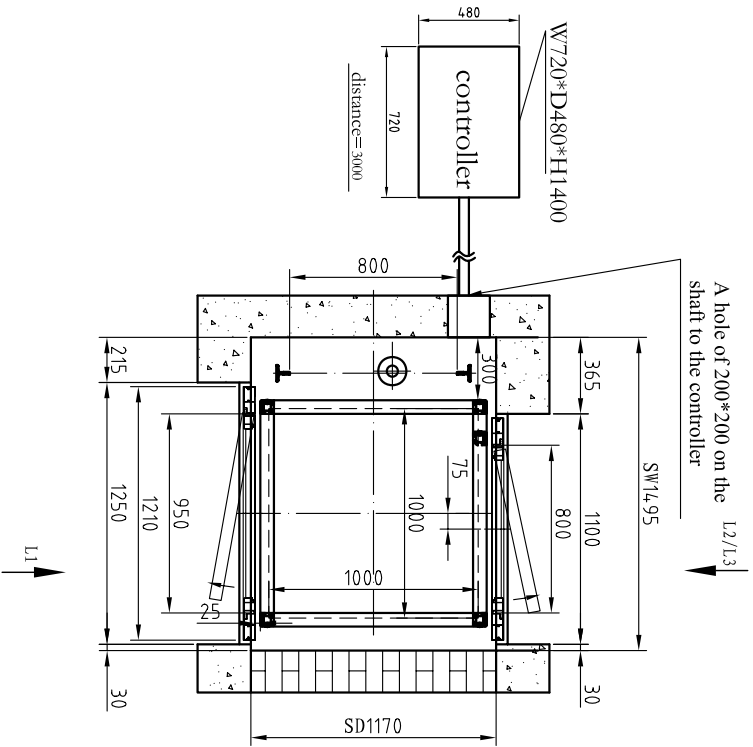
Shaft Section



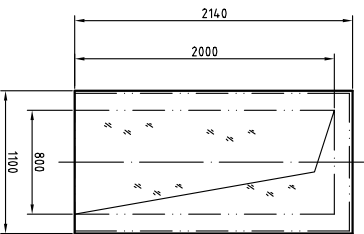
OH	2700
2	3035
1	4935
Floor height	

Shaft Plan

1: 30



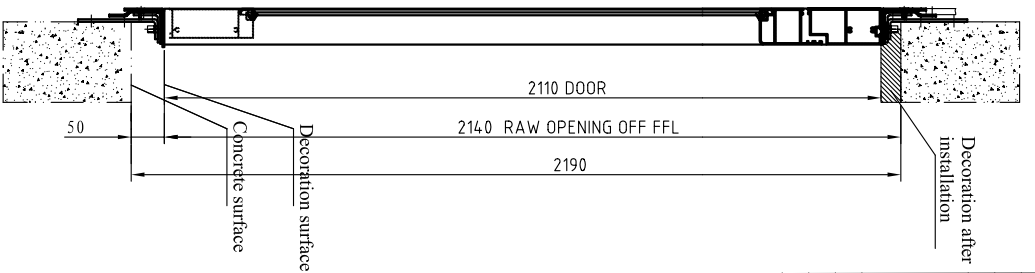
L1 Direction



L2/L3 Direction

Sketch for landing door assembly

1: 8



Main Parameters

Type	TY320	
Structure	Reinforced concrete	
Load	320kg	
Car Size	1000X1000X2000	
Door	Car door	Without
	Hall door	Swing
Ratio	L1	950X2000
	L2/L3	800X2000
Speed	Side acting 2:1	
Output	0.25m/s	
Power Pact	Drive	240V 1 phase
	Light	240V 1 phase
		50Hz 30A

SHOW ROOM:

NSW:
1 / 75 Corish Circle
Eastgardens NSW 2036
T: (02) 9666 3939
F: (02) 9666 3949

VIC:
1/1 Belgium Ave
Richmond, 3121
T: (03) 9421 4222
F: (03) 9421 4333

QLD:
Home Ideas Centre, 66 Merivale St.
South Bank, Brisbane
T: (07) 3014 0633
WA:
Home Base Expo, 55 Sakraddo Rd.
Subiaco, Perth
T: (08) 9460 0666

Toll Free: 1800 440 714
www.liftshop.com.au

Drawing No.	D1103129C	Controller position	
Project	85192116 Queens Road, Cornells Point	<input type="checkbox"/> Close	<input type="checkbox"/> Near
Version	3	<input type="checkbox"/> L/R/O/B	<input type="checkbox"/> L/R/m
Contract No.	L12693DY6282	320kg hydraulic homelift	
Final Drawing			

Confirmed by customer's signature

Design	zhuzhifei	Approve	
Check	eukangming	Date	2011.6.10

