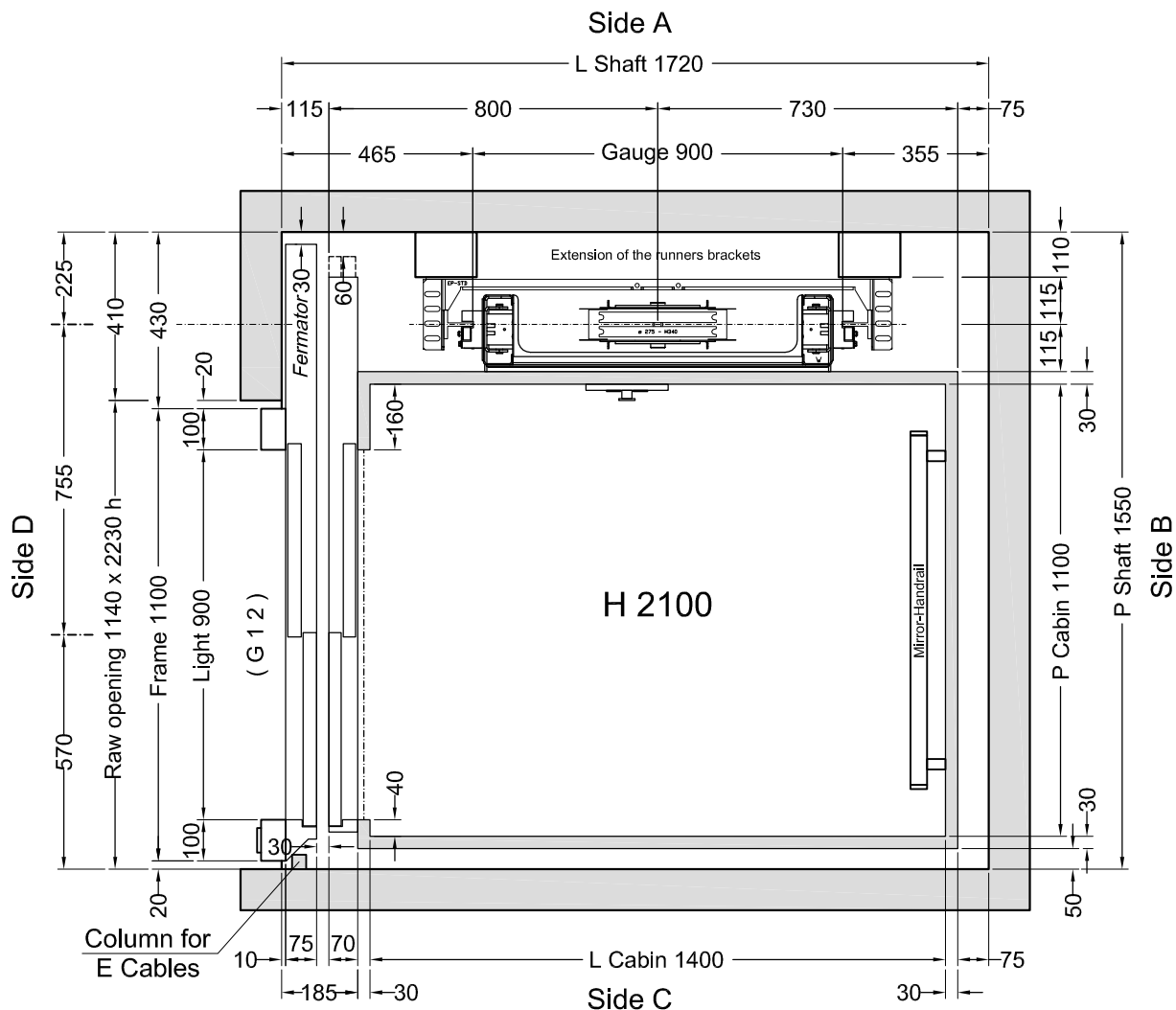


FLOOR DOOR

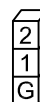
Side B	Side C	Side D	VERSION	H LIGHT	H FRAME	FRAME	WINDOW	GLASS	ACCESSORIES
		G 1 2	2 Panels Inox BA mecc.	2000	2210	Inox BA mecc.	Absent		C2

C1 = Enabling key for the floor button pad (single insertion) C2 = Enabling key for the floor button pad (double insertion) PM = Button pad on the wall PE = Outside lock and button pad

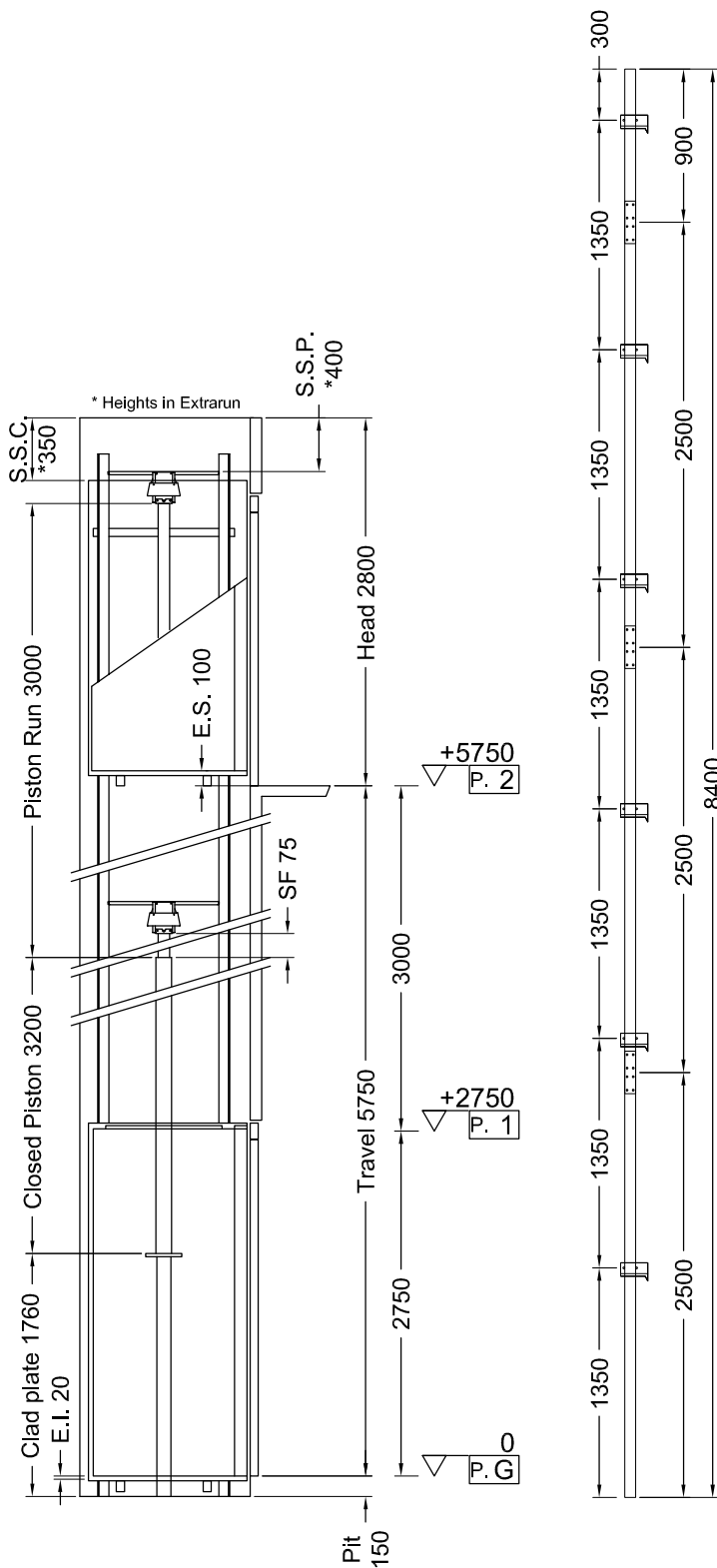


Stops: 3 - Doors: 3

Shaft in **Reinforced concrete (C.A.)**



		Designer	Date	Final Drawings	
				Model	SHEET
				ELFO 2	1/2
		D.Ogliastro	18/03/2015		SHEET DIMENS.
		D.Ogliastro	02/03/2015		A3
		Final Drawings L. Del Bianco	1° STESURA 05/05/15		SCALE 1:12.5
		CAPACITY	AREA m ²	CAPACITY	
		400 kg	1,54		



Indirect Installation Speed 0,28 m/s 05/05/15 09.49 (V.2852)

THRUST DURING NORMAL OPERATION			THRUST OF SAFETY DEVICE INTERVENT.		
P	(N)	13668	P	(N)	665
N	(N)	800	N	(N)	9248
F1	(N)	1732	F1	(N)	2887
F2	(N)	388	F2	(N)	647

SPACES		PRESSURES		
E.I.	Extrarun below cabin (mm)	20	Max static pressure (bar)	35,19
E.S.	Extrarun above cabin (mm)	100	Min static pressure (bar)	19,58
SF.	Piston extraction (mm)	75	Overpressure limit (bar)	49,27
S.S.P.	Piston/head (mm)	400	Residual pressure (bar)	1,32
S.S.C.	Cabin/head (mm)	350		

HYDRAULIC UNIT		MECHANICAL PARTS	
Central unit	GMV HL 3010 (-*)		
Capacity (l/min)	43	Guide rails	70x70x9
Motor (V)	MF230V	Brackets	(Nr) 6
Power (Kw)	3,4	Ropes	Ø 11 mm 6-(1+9+9)
Nominal current (A)	32	Cables length (mm) 2 x	11000
Piston	START SL (Ø)80x5x3000	Min actual breaking load (N)	70700
Opt. oil position	BASSO		
Tubing	3/4" EN 853 1SN - FD 3/4" - FD 3/4"		
Tubing length (mm)	10000		
Min hydraulic oil (L)	52		

SECURITY DEVICES	Manufacturer	Model	Certificate
Safety Gear	PFB	BP1	TÜV AFV515
Block Valve	START ELEVATOR	1/2" 0326	CA50.00526
Key Locks	FERMATOR	210/10/40	

MACHINERY LOCATION			
At floor	G	Length of the hose travel	6000 (mm)
Cables enter in shaft: Side	A		

CABIN		CABIN ACCESSORIES	
Panels	Laminate 0509 VG LUC	Mirror	Side B
Finishes	Inox BA mecc.	Handrail	Inox Lucido, Side B
Oper. panel	VERTICAL (Like finishes)		
Floor	ROCK SOLID 671		
Ceiling	UNIVERSAL Led Strlps - Inox BA mecc.		
Cabin Doors	Side D: 2-Panels Automatic Sliding doors, Inox BA mecc.		

- OTHER ACCESSORIES**
- Guides dimension 2.5 m
 - Manual pump
 - Manostat with overweight signal
 - Two speed
 - Prepared for Autodialer
 - Return to the Level 1 after adjustable time
 - Full height Infra-red curtain V2
 - ICARO display in cabin
 - Automatic Control 2011
 - Door Open Button on C.O.P.
 - Cabin Buttons: G 1 2
 - Blue Buttons
 - Call Accept with Acoustic signal

