

FLOOR DOOR

Side B	Side C	Side D	VERSION	H LIGHT	H FRAME	FRAME	WINDOW	GLASS	ACCESSORIES
B			Standard RAL 9022 **	2000	2100	RAL 9022 **	P1 Max	Transparent	Icaro Display
G 1			Standard S.S. cov.: Inox BA mecc.***	2000	2100	Covering: Inox BA mecc.***	P1 Max	Transparent	Icaro Display

C1 = Enabling key for the floor button pad (single insertion) C2 = Enabling key for the floor button pad (double insertion) PM = Button pad on the wall PE = Outside lock and button pad

Shaft V52 ()

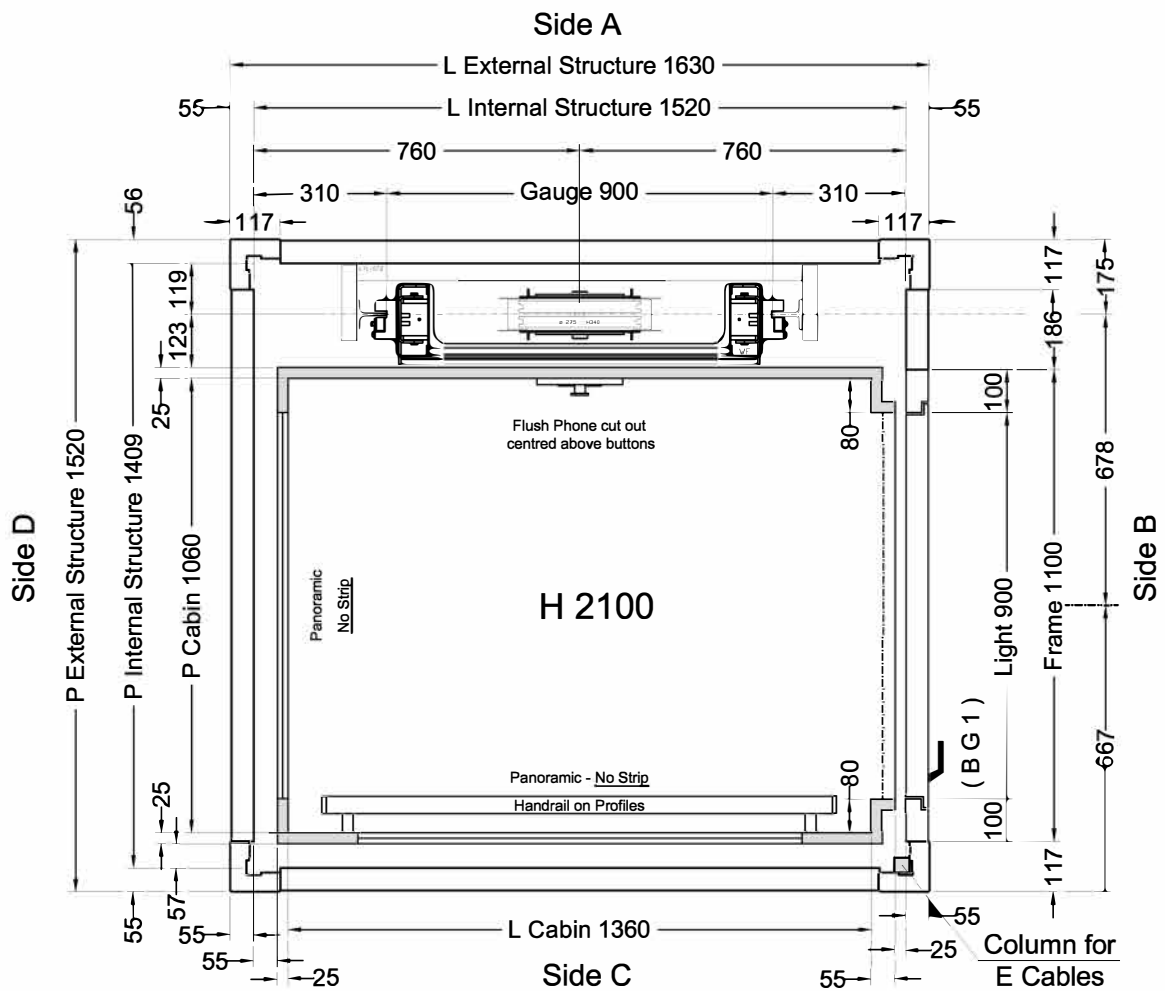
ENVIRONMENT	VERSION	Cladding	START	ROOF	ANCHORAGE
Inside	RAL 9022 *	See pages 3 and 4	Pit bottom	For Inside	Anchorage to care of the Customer. Ancoraggio a cura del Committente.
Interno	RAL 9022 *	Vedi Pag. 3 e 4	Fondo Fossa	Per interno	

(*) Polished - Smooth finish

(**) Polished - Smooth finish - No raised edges - Glass surrounds unpainted - raw aluminium

(*) Lucido - Liscio

(***) No raised edges



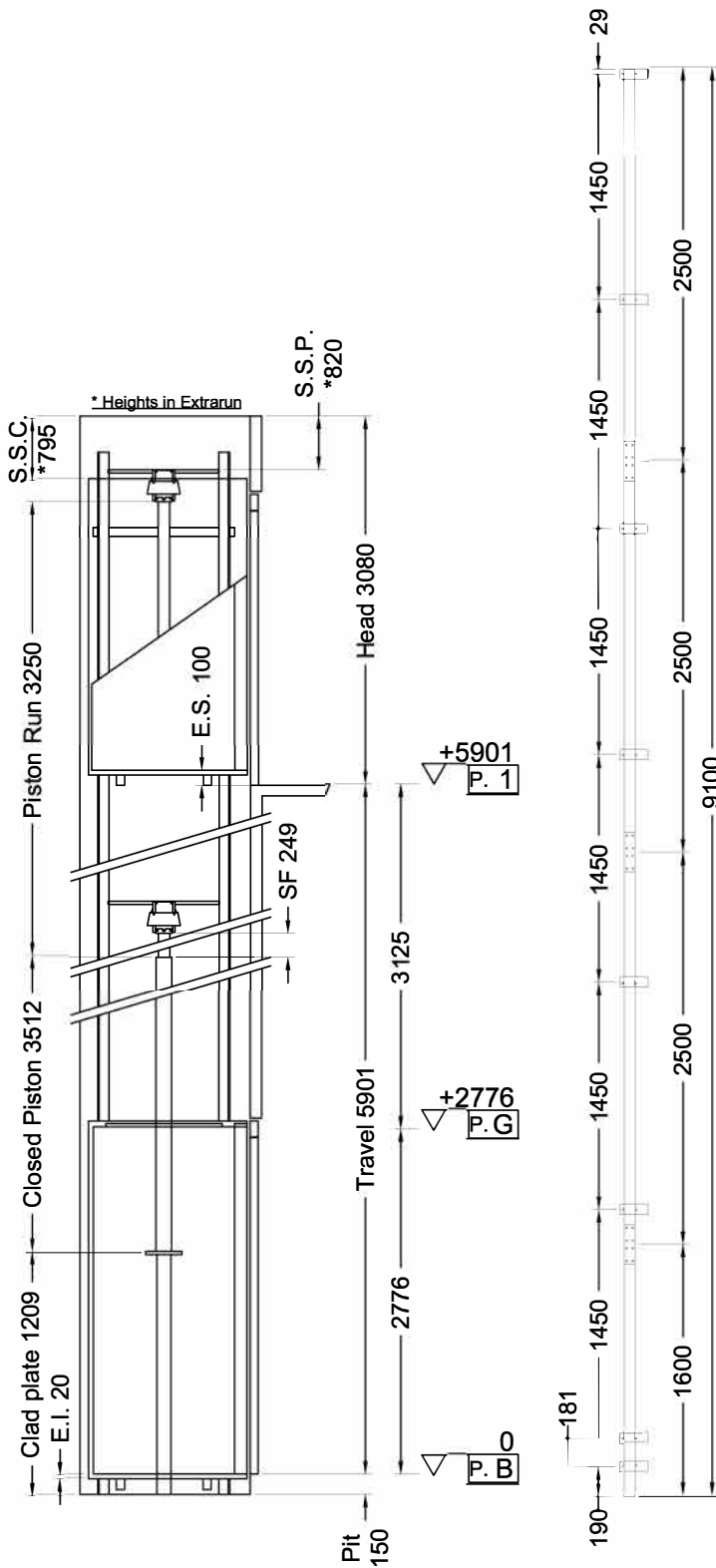
Cabina
Classica

Stops: 3 - Doors: 3

Shaft in Shaft V52 ()



ORDER	Description	Designer	Date	Final Drawings	
ORDER NUMBER	VERSIONS			Model	SHEET
	Anche ai piani G e 1 No raised edges.	L. Del Bianco	23/06/2016	ELFO	1/4
	Varie consistenti modifiche.	L. Del Bianco	31/05/2016		SHEET DIMENS.
	modifica pianta e tamponamento struttura	D. Ogliastro	27/10/2015		A3
	Final Drawings	L. Del Bianco	1° STESURA	SCALE	1:12.5
	CAPACITY	300 kg	AREA m²	1,45	CAPACITY



Indirect Installation Speed 0,3 m/s 28/06/16 10.14 (V.2891) ^{EN}

THRUST DURING NORMAL OPERATION			THRUST OF SAFETY DEVICE INTERVENT.		
P	(N)	11523	P	(N)	648
N	(N)	802	N	(N)	7837
F1	(N)	1571	F1	(N)	2619
F2	(N)	380	F2	(N)	633

SPACES		PRESSURES		
E.I.	Extrarun below cabin (mm)	20	Max static pressure (bar)	35,34
E.S.	Extrarun above cabin (mm)	100	Min static pressure (bar)	20,04
SF.	Piston extraction (mm)	249	Overpressure limit (bar)	49,47
S.S.P.	Piston/head (mm)	820	Residual pressure (bar)	1,68
S.S.C.	Cabin/head (mm)	795		

HYDRAULIC UNIT		MECHANICAL PARTS	
Central unit	GMV HL 3010 (-*)		
Capacity (l/min)	35	Guide rails	70x70x9
Motor (V)	MF230V	Brackets	(Nr) 8
Power (Kw)	2,9	Ropes	Ø 11 mm 6-(1+9+9)
Nominal current (A)	27	Cables length (mm) 2 x	11000
Piston	Start Home (ø)70x5x3250	Min actual breaking load (N)	70700
Opt. oil position	BASSO		
Tubing	3/4" EN 853 1SN - FD 3/4" - GOMITO 3/4"		
Tubing length (mm)	6000		
Min hydraulic oil (L)	47		

SECURITY DEVICES	Manufacturer	Model	Certificate
Safety Gear	PFB	BP1	TÜV AFV515
Block Valve	START ELEVATOR	1/2" 0327	CA50.00525
Key Locks	Prudhomme	PLT/L/CPX NL 11-400-1002-125-02	

MACHINERY LOCATION			
At floor	B	Length of the hose travel	1000 (mm)
Cables enter in shaft: Side	D		

CABIN	CABIN ACCESSORIES	
Panels	Inox Nero Lucido	Panoramic No Strip Side C, D
Finishes	Inox BA mecc.	Handrail on profiles Inox Lucido, Side C
Oper. panel	VERTICAL (Like finishes)	Outside covering Side B, C, D, Roof
Floor	ROCK SOLID 671	Outside finishing Inox BA mecc.
Ceiling	LABIRINT - Inox BA mecc.	

OTHER ACCESSORIES
Enabling key for the cabin button pad, double insertion
Guides dimension 2.5 m
Manual pump
Manostat with overweight signal
Two speed
Handles CASPIM (Long)
Telephone by Lift Shop
Full height infra-red curtain V2
Auditory signal to indicate the lift arrival
Roof covering
ICARO display in cabin on COP
Automatic Control 2011
Cabin Buttons: "B, G, 1"
Cut out for flush phone 86 mm x 175 mm centred above buttons



ORDER	CLIENT
ORDER NUMBER	

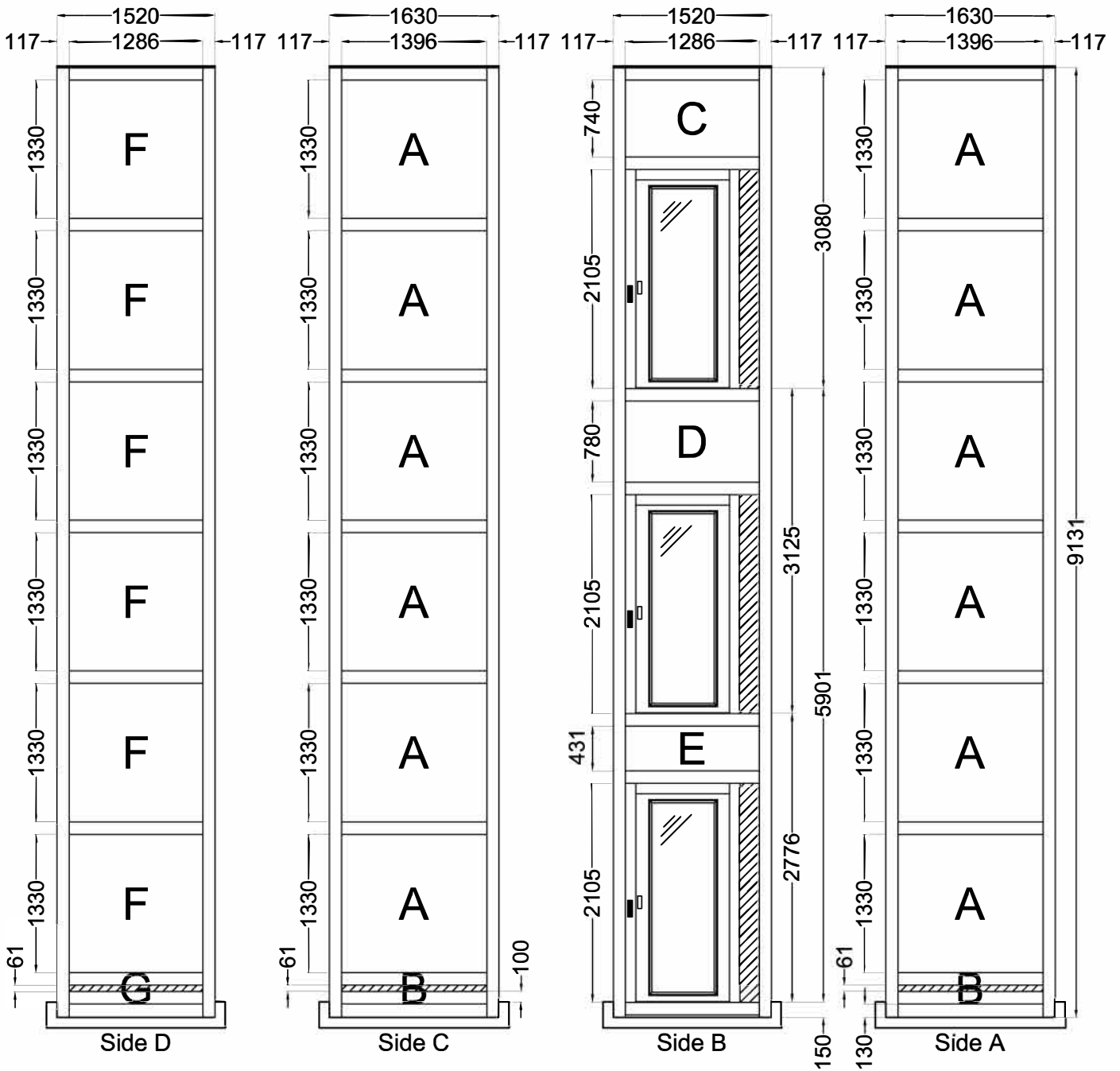
Final Drawings	1° STESURA
L. Del Bianco	28/06/16
Final Drawings	
SCALE	SHEET
OUT OF SCALE	2/4

Shaft V52 ()

ENVIRONMENT	VERSION	Cladding	START	ROOF	ANCHORAGE
Inside	RAL 9022 *	See pages 3 and 4	Pit bottom	For Inside	Anchorage to care of the Customer. Ancoraggio a cura del Committente.
Interno	RAL 9022 *	Vedi Pag. 3 e 4	Fondo Fossa	Per interno	

(*) Polished - Smooth finish
 (*) Lucido - Liscio

Anchorage in height of 3 frames in head and every 3.5 m max



ORDER	Final Drawings	L. Del Bianco	1° STESURA
ORDER NUMBER	Final Drawings		28/06/16
	SCALE		SHEET
			3/4

- Grid RAL 9022 Polished - Smooth Finish
- CLADDING RAL 9022 Lucido Liscio

Cladding

Tag	Q.ty	Type	Thickness	Width	Height
A	12	Glass Transparent	8/9	1416	1352
B	2	Sheet Cladding		1396	61
C	1	Glass Transparent	8/9	1306	762
D	1	Glass Transparent	8/9	1306	802
E	1	Glass Transparent	8/9	1306	453
F	6	Glass Transparent	8/9	1306	1352
G	1	Sheet Cladding		1286	61



ORDER

ORDER NUMBER

Final Drawings
L. Del Bianco

1° STESURA
28/06/16

Final Drawings

SCALE
OUT OF SCALE

SHEET
4/4