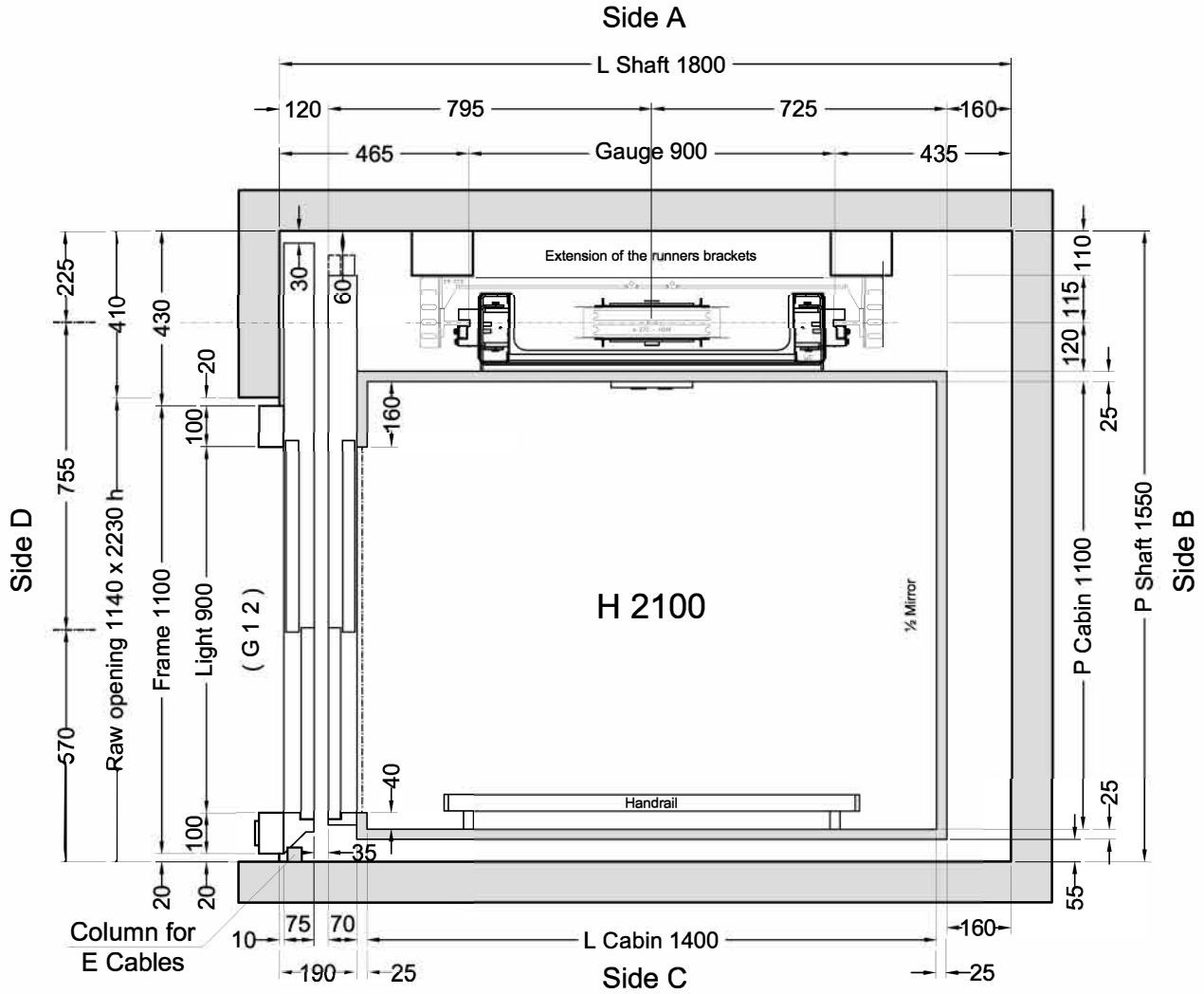


FLOOR DOOR

Side B	Side C	Side D	VERSION	H LIGHT	H FRAME	FRAME	WINDOW	GLASS	ACCESSORIES
		G 1 2	2 Panels Similinox F12PPS	2000	2210	Similinox F12PPS	Absent		C2

C1 = Enabling key for the floor button pad (single insertion) C2 = Enabling key for the floor button pad (double insertion) PM = Button pad on the wall PE = Outside lock and button pad



Cabina Classica

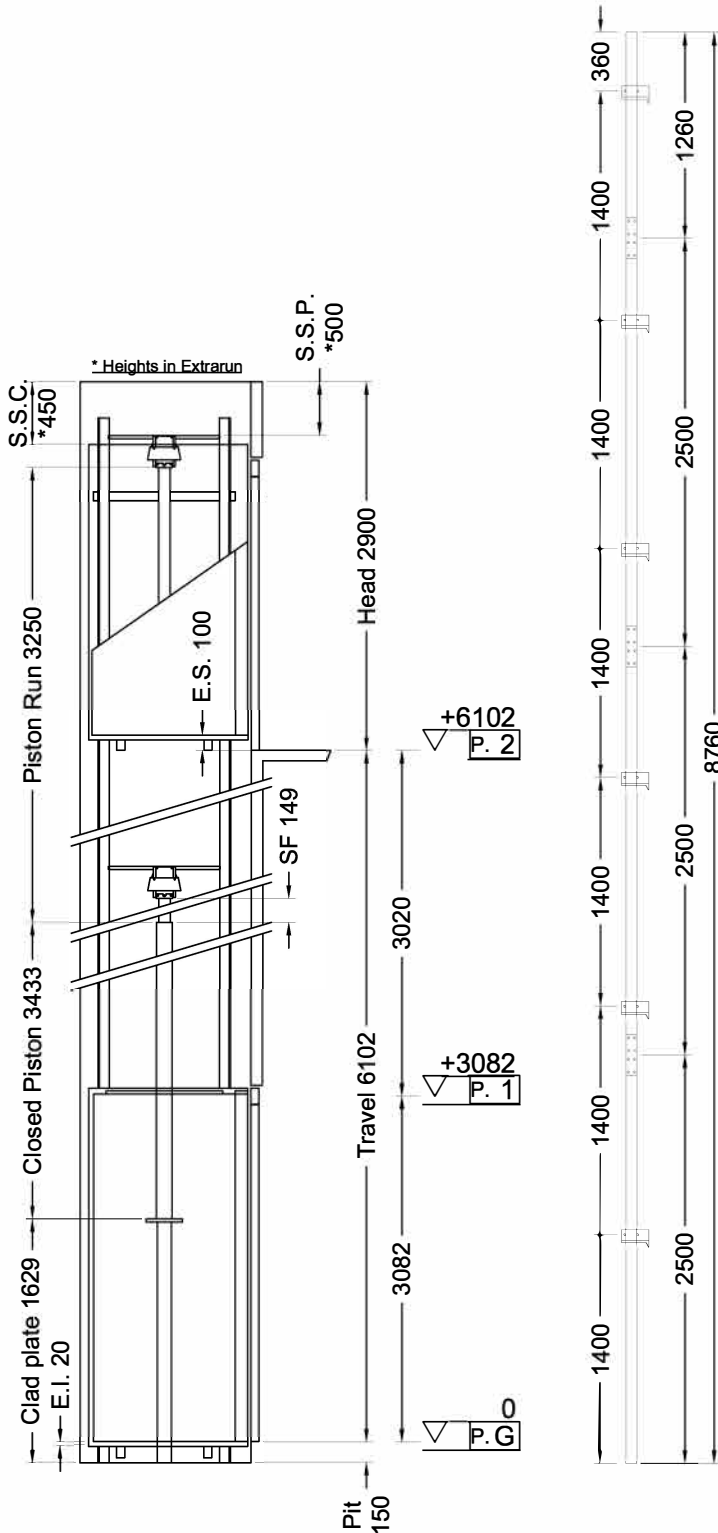
Stops: 3 - Doors: 3

Shaft in **Reinforced concrete (C.A.)**

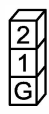


ORDER	Description	Designer	Date	Final Drawings	
Brisbane				Model	SHEET
ORDER NUMBER				ELFO 2	1/2
	VERSIONS				SHEET DIMENS.
	modifiche varie	D.Ogliastro	02/09/2016		A3
		Final Drawings	1° STESURA		SCALE
		L. Del Bianco	23/09/16		1:12.5
		CAPACITY	AREA m²	CAPACITY	
		350 kg	1,54		





Indirect Installation	Speed 0,3 m/s	23/09/16 14.18 (V.2930) ^{EN}	
THRUST DURING NORMAL OPERATION		THRUST OF SAFETY DEVICE INTERVENT.	
P	(N) 13265	P (N) 648	
N	(N) 835	N (N) 9030	
F1	(N) 1672	F1 (N) 2787	
F2	(N) 371	F2 (N) 618	
SPACES		PRESSURES	
E.I.	Extrarun below cabin (mm) 20	Max static pressure (bar) 42,77	
E.S.	Extrarun above cabin (mm) 100	Min static pressure (bar) 24,93	
SF.	Piston extraction (mm) 149	Overpressure limit (bar) 59,88	
S.S.P.	Piston/head (mm) 500	Residual pressure (bar) 1,68	
S.S.C.	Cabin/head (mm) 450		
HYDRAULIC UNIT		MECHANICAL PARTS	
Central unit	GMV HL 3010 (-*)	Guide rails 70x70x9	
Capacity (l/min)	35	Brackets (Nr) 6	
Motor (V)	MF230V	Ropes \varnothing 11 mm 6-(1+9+9)	
Power (Kw)	3,4	Cables length (mm) 2 x 12000	
Nominal current (A)	32	Min actual breaking load (N) 70700	
Piston	OMARLIFT HC (\varnothing)70x5x3250		
Opt. oil position	BASSO		
Tubing	3/4" EN 853 1SN - FD 3/4" - FD M30X2		
Tubing length (mm)	6000		
Min hydraulic oil (L)	47		
SECURITY DEVICES	Manufacturer	Model	Certificate
Safety Gear	PFB	BP1	TÜV AFV515
Block Valve	OMARLIFT	HC-34	TÜV 44 208 07 352266 004
Key Locks	FERMATOR	210/10/40	
MACHINERY LOCATION			
At floor	1	Length of the hose travel	2000 (mm)
Cables enter in shaft: Side	A		
CABIN	CABIN ACCESSORIES		
Panels	Grigio PPS1	½ Mirror	Side B
Finishes	Inox Scotch Brite	Handrail	Inox S.B., Side C
Oper. panel	VERTICAL (Like finishes)		
Floor	ROCK SOLID 630		
Ceiling	LABIRINT - Similinox F12PPS		
Cabin Doors	Side D: 2-Panels Automatic Sliding doors, Similinox F12PPS		
OTHER ACCESSORIES			
Enabling key for the cabin button pad, double insertion			
Guides dimension 2.5 m			
Two speed			
Return to the level 1 after adjustable time			
Telephone by Lift Shop			
Full height infra-red curtain V2			
Automatic Control 2011			
Call Accept + Emergency manual descent from cabin			
Blue Buttons			
Cabin Buttons: "G, 1, 2"			
Door Open Button on C.O.P.			



ORDER	CLIENT
ORDER NUMBER	

Final Drawings	1° STESURA
L. Del Bianco	23/09/16
Final Drawings	
SCALE	SHEET
OUT OF SCALE	2/2